

7. Ca

The Making of  
**R O C K E T S.**

**In Two Parts.**

The First  
Containing the Making of *Rockets*  
for the meanest Capacity.

The other  
To make *Rockets* by a Duplicate  
Proposition, to 1000 pound  
Weight or higher.

*Experimentally and Mathematically  
Demonstrated, By*  
ROBERT ANDERSON.

L O N D O N:

Printed for *Robert Morden*, at the *Atlas* in  
*Cornhil.* 1696.

11



---

To the Right Honourable

**H E N R Y**  
**Earl of Romney.**

*Vicount Sidney of Sheppy, Baron  
of Milton, Master General of his  
Majesty's Ordnance, Constable of  
Dover Castle, Lord Warden of the  
Cinque Ports, and one of the Lords  
of his Majesty's most Honourable  
Privy Council.*

**W**ELL knowing my  
most Noble Lord,  
that these things will easily receive  
Perfection in your Hands, which  
for many Reasons are beyond my  
reach.

This Treatise (if it may de-  
serve that name) is the least in

A z

Bulk;

*Epistle Dedicatory.*

Bulk, and seemingly relating to the sleightest Subject I have met withal in *Pyrotechnia*. But in the many Volumns great and small that I have read relating to these Matters in our own and other Languages; I do not find the least Pretence or Thought of doing *that* which here is undertaken, *viz.* *To raise so great a heap of Fire, and to confirm the Fact by the greatest Proofs that can be had or wish'd for, which are Experiments and Demonstrations Mathematical.* Yet this alone is not the matter aim'd at, the Problem is universal, and applicable to the Fortifications of all sorts of Guns and other Engines with their Carriages, &c. and is *to increase or decrease the strength of Materials according to the Effects and Services required.* But the greatest Skill in this Undertaking being

to

*Epistle Dedicatory.*

to adjust the Instrument and Means in a due and proper Proportion to the Effect sought for; I do with all Humility and profound Respect make offer of this small Essay.

It is your Lordships great Abilities and Merit, that has enabled you to tread the intricate and painful steps of Greatness; and by the well discharging so many Eminent Employments, to add, (if any thing can be added) to the Great Name of your Renowned Ancestors. An ardent Zeal for the Welfare and Honour of your Country, has always been the inbred Vertue of your Family, and which is brought to its Perfection in your self.

The Name of *Master General of the Ordnance*, lays Claim to all my (more than 25 Years) Ex-

*Epistle Dedicatory.*

perience and Studies about the Art of Shooting in all sorts of Great Artillery amounts to: But the adding something (according to my poor Sphere and Capacity) to the Defence, Safety and Reputation of my Native Country, has at all times so intirely govern'd me, that upon this account also, and indeed chiefly, I am emboldned to lay this mean Attempt of mine before your Lordship; trusting that it may at some time or other undergo a Trial, and by your Lordships Favour receive a meet Incouragement, and procure your Lordships Pardon, &c. to

*My Lord,*

*Your Lordships most Obedient,*

*Humble Servant,*

Robert Anderson.

---

TO THE  
Young PYROBOLISTES.

**R**ockets are the most Artificial piece of Fire-work yet used amongst the Pyrobolistes, and hath been more used of late Years than formerly, and that the Young Artists may not spend their Time and Money unnecessarily, I have given easie, plain, and ready Rules for making of Rockets to two Inches and half Diameter, which is sufficient for all private Occasion, viz. Of the Mould of a Rocket. Of the Rouler and Case. Of the Compositions. Of the Receipts of Rockets. Of the Driver. Of the Boring of the Rocket. Of the Stars and other Matter to be put in the Head of a Rocket. To Head a Rocket. Of the Sticking of a Rocket. And lastly, to Fire the Rocket. And some Observations about the manage-

## To the Young Pyrobolistes.

*ment of a Rocket in general ; all which I hope will prove easie and beneficial to the Ingenious, and those that are willing to Learn : and what you do, endeavour to do it well, and do not be Conceited; which if so, I have my ends. And from these little beginnings greater Matters may be obtained, and you may become serviceable to your Country; in which be sure to be Careful, Honest and Faithful.*

---

TO

---

TO THE

## Other PYROBOLISTES.

**A**Bout fifteen Tears since I considered of a method to increase or decrease the strength of the Metal of Guns, which is this that I intend to discourse of. And at the Close of a small Treatise to hit a Mark published in the Year 1691. I proposed that Problem in Print ; since that time there has been more than Ordinary occasion for it, by Reason of the new Casting of the Mortar-pieces. About two Tears since I put that Problem into a method, and made a Draught of the whole matter to increase or decrease the strength of the Metal of a Gun in any possible Proportion assigned. But when I saw the Mortar-pieces brought from Sea broke, it was thought to be a good time to shew it; which

## To the other Pyrobolistes.

which was done, and the whole matter discoursed of at large, but it signified 00. But now I apply that Problem to the making of Rockets for the young Artist, as you see in its proper place. And it is manifest that the young Rocket-makers of this City are very Careful and Artificial in their Rockets of 8 d. 12 d. or 18 d. value, otherwise they may break and so lose their Labour and Discredit themselves. Seeing these Mathematical Rules are so applicable to the greatest nicety of the Rising of all sizes of Rockets; is it not more valuable to be applied to those Chargeable Instruments of War, viz. Guns of all sorts, with their Carriages, and all other their Furniture?

As to the Doctrine of shooting by the increase and decrease of Powder, this way of making of Rockets proves it to be absurd; for all Rocket makers to this time weaken the Composition of their Rockets, as their Rockets are in greatness, or having greater quantities of  
Composi-

## To the other Pyrobolistes.

Composition; and that by chance, and without any Mathematical Demonstration.

And also by Experience, in Table June 1. 1691. and in the first Column Experiment 4, against that in Column 2 you will find 4 Ounces of Powder, and in Column 3, 3377. Again, in Column 1, against Experiment 1 in Column 2, you find  $\frac{1}{2}$  an Ounce of Powder, and against that in Column 3, you find 213; now because the Requisite of Powder are as 8 to 1, therefore I multiply 213 by 8, and it makes 1704, much short of 3377, which indeed should have been equal to the said 3377. that is the Ranges upon the plain of the Horizon are not as the Requisites of Powder which projected those Ranges; the like may be done in all the other Experiments. I have made hundreds of Experiments in several sorts of Mortar-pieces, and am ready to make as many more, all which will manifestly confute the Doctrine of shooting by the increase and decrease  
of

## To the other Pyrobolistes.

of Powder, and have often invited the first promoter of that Doctrine to see his Invention confuted; and I do here invite all the Practitioners in that Science of shooting by the increase and decrease of Powder, to come and see their Doctrine confuted. I do hear assert it is impossible ever to bring that way of shooting to be so exact and ready for use, in all or any sorts of Guns, as the common or usual way is, by keeping the Requisites of Powder constant, and elevating the Piece. In the Complicating of Rockets, whose Diameters are at any great distance; we make use of Experiments of shooting made upon another Occasion, and those Experiments serves sufficiently well; but if we were to do them justly according to Art, there should be two even Chased Guns of the same Proportion as the Rockets are of, that is the Diameter of the exposed Rocket  $2\frac{1}{2}$  Inch multiplied by 6 is 15 Inches, and those should be the Diameter and Length of one of the Guns: 4 Inches the Diameter of the other Rocket, multiplied by 6 is 24 Inches, which 4 Inches for the

## To the other Pyrobolistes.

the Diameter, and 24 Inches for the length should be the other Gun, or any two Guns in that Proportion. For the Requisite of Powder take the Cube of 4, which is 64, as also the Cube of  $2\frac{1}{2}$ , which is 15.625, divide the greater Cube Number by the lesser, and the Quotient is 4, sufficiently near; so the Requisites of Powder of these two Pieces are as 4 to 1, then take any reasonable Requisite of Powder for the 4 Inch Gun, then take the fourth part of that Requisite for the Requisite of Powder for the lesser Gun, discharge them both at one degree of Elevation, and note their Ranges. Their Bullets are to be of the same Metal, and of the same likeness, and both exactly fit. In a Mathematical sence these Ranges should be equal; but by Combination the greater quantity of Powder aggitates more upon the great Bullet, than the lesser Requisites doth aggitate upon the lesser Bullet, and that causes those differences, the like when two quantities of Powder aggitate upon one Bullet; it is Experience only that deter-

**To the other Pyrobolistes.**

*determines the matter. Although strange things sometimes happens; yet this we will Assert, and endeavour to maintain that Mathematical Knowledge, join'd with faithful Experiments, will do greater matters than most Men commonly conceive.*

Rob. Anderson.

---

Rocket Moulds are made by Mr. Cuggley just without Cripplegate.

Taper Bits for Rockets, are made by Mr. Goode just within Cripplegate.

Rods for Rockets, are made by Mr. Stateham in Token-House-Yard, Lothbury. All three right good Workmen.

---

Rocket


---



PROPOSITION I.

*Of a Rocket-Mould.*

Let EMR  
LDDHLE  
be a Rocket-  
Mould, A B  
the Diameter  
of it, viz. one  
Inch and half;  
Z K 4 Diame-  
ters; that is  
6 Inches the  
height to be  
filled with  
Composition,  
B E half a Di-  
ameter an o-  
verplus, Z C  
the height of  
the boring 4  
Inches and  $\frac{1}{2}$ ,  
or  $\frac{3}{4}$  of the  
height of the  
Mould, G F  
the Orifice one  
third of the  
Diameter of  
the Rocket  
half an Inch,



[ 2 ]

ZY one sixth of the Diameter of the Rocket a quarter of an Inch, the thickness of the Case, DYZGCFZYD the bottom of the Rocket-Mould with the Needle to be put in and taken out; RH a Pin of Iron to fix the Mould and Bottom together.

---

PROPOSITION. II.

*Of the Rowler and Case of a Rocket.*

MAKE the Body of the Rowler nine Diameters in length, and in Diameter two thirds of the Diameter of the Rocket, and the Head of the Rowler of the Rocket the same Diameter; let the Diameter of the Neck of the Rowler be a little less than one third of the Diameter of the Rocket, because when opened with a Cone of Wood the Orifice of the Rocket may be just one third smooth and hard to endure the Fire. Then the thickness of the Case will be one sixth of the Diameter of the Rocket, which being well Rowled and Choaked, the Case may be finished.

(3.) Of

[ 3 ]

---

PROPOSITION III.

*Of the Composition for Rockets.*

THE Ingredients which Rockets are Composed of are Saltpetre, Sulphur, and Wood-Coal mealed, and passed through a fine Sieve. First, take the largest of Small-Coal made of Birch-Wood. Secondly, chuse the Yellowest Roch Sulphur. Thirdly, take Saltpetre put in a Brass Vessel, to which put so much fair Water as will dissolve it, put that Vessel upon the Fire, when it boils scum it clean; when the Water evaporates and consumes, stir it with a Spatula of Wood to meal it, what remains of the Saltpetre upon the Spatula, and sides of the Vessel, rub off with your Spatula of Wood; then meal it, and pass it through a fine Sieve. A second way to Clarifie Saltpetre; take a Crucible, set it in the Fire, put Saltpetre thereunto, increase the Fire till the Saltpetre be Reduced to a liquid quality like Water; when it boils take mealed Sulphur upon a Spatula of Iron, and put it into the boiling Saltpetre; so often repeated, the Flegmy quality of

B 2

the

[ 4 ]

the Saltpetre will be burnt away, and the flame will remain as white as the Body of the Sun. Then pour it into some very smooth Vessel, which being cooled, you may reduce it into meal. These ways I have done for my Recreation; but I usually take the cleanest Saltpetre to be found in Drugsters Shops, and it does as well.

PROPOSITION IV.

*The Receipts for Rockets.*

FOR an Inch, an Inch and half, and two Inch Rocket, and for a White Fire, take 2 Drams of Antimony, 1 Ounce of Sulphur  $2\frac{1}{2}$  Ounces of Coal-dust, 6 Ounces of Saltpetre, and 8 Ounces of powder dust, [*Casimer du Grand Art d' Artillerie, Partie 1. Livre 3. pag. 145.*] Fill 4 Diameters and Bore  $2\frac{1}{2}$ . For an Inch and half, and two Inch, and two Inch and half Rocket, and a Yellow Fire, take 1 Ounce of Sulphur, 1 Ounce of Coal-dust, 4 Ounces of Saltpetre; or take 1 Ounce of Sulphur,  $1\frac{1}{2}$  Ounce of Coal-dust, and 4 Ounces of Saltpetre. [*Casimer du Grand Art d' Artillerie, Partie 1. Livre 2. pag. 99.*] Fill 4 Diameters, and bore 3, or a little more

[ 5 ]

more. And *Daniel Elrich Der grossen Kunst Artillerie Zweiter, Theil. pag. 54. ar. 19.* Advises to take 1 Ounce of Sulphur, one Ounce of Coal dust, 4 Ounces of Saltpetre. Again, take 1 Ounce of Sulphur, 2 Ounces of Coal, and 6 Ounces of Saltpetre; also take 1 Ounce of Sulphur  $2\frac{1}{2}$  of Coal, and 6 of Saltpetre. *Johann. Sigmund. Buchner in Theoria & praxis Artilleria Andere Theil, pag. 28.* Weigh the Ingredients single, put them into a wooden Bowl, mix them very well together, and pass them through the Sieve, then your Composition is fit for use. In filling Rockets of one or two Inches Diameter; let them be filled at 6, 8, or 10 times Charging, and to every Charge 10, 12, or 14 blows with a Mallet, and betwixt every three blows turn the Driver a little in your Hand, so the Composition about the Needle will be preserved.

Some of our Rocket-Makers cry up the Compositions of *Woolverman* and *Nelson*, as though there was no Composition to be found like theirs, and they are thus: that falsely called *Woolverman's* is 1 of Sulphur, 1 of Coal, and 4 of Saltpetre: and that of *Nelson*, 1 of Sulphur,  $1\frac{1}{2}$  of Coal, and 4 of Saltpetre, as they stand in the Remains of

B 3

Mr. Francis

[ 6 ]

Mr. Francis Deane, sometime Gunner of the Tower. These Compositions are Old and Common, as you see, they are Good, Strong, and dull Compositions, and easily managed. Those Compositions where Powder is judiciously mixed are more lively, and so more difficult to manage.

PRO-


[ 7 ]

PROPOSITION V.

Of the Driver of a Rocket.

Let y AFGHEBy be the Driver of the Rocket, A FEB a piece of a Gun Barrel, FGHEOL a piece of Box or hard Wood, RLOq a hole for the Needle to pass through, ACDB y a piece of Box to drive upon; this we call a hollow Driver, it dispatches business quickly, and does right well. Or you may fasten a piece of Brass in the end of your Iron Driver with a hole in it to receive the Needle.

If any will use a solid Driver, let them have the bottom of the Mould as Dy ZZZ y D with a hole passing through the bottom, as Z R, for a strait Piercer to pass through



B 4

which

which bottom will be a Guide to the Piercer to be just in the middle of the Rocket, make a mark in your Piercer to be a guide to bore always an equal depth, then take your Rocket out of the Mould, open the hole with a Taper bit, and your Work is done, thus you may do for all sizes of Rockets.

---

## PROPOSITION VI.

### *Of the Boring of a Rocket.*

**M**ake the Diameter of your Borer one third of the Diameter of your Rocket, not for any necessity, but for conformity to the other parts of the Rocket; from that Diameter let it be exactly Taper to a point. Further, there being an entrance made by the Needle, it is very easie to bore the Rocket very exactly, by holding the Rocket in the Left Hand, and the Borer in the Right, moving the Rocket in the Left Hand, keeping the Borer fast in the Right Hand.

If you make the Diameter of the Needle one third of the Diameter of the Rocket, and so Taper, you need no Borer;

Borer; here you shall find the Rocket will rise swifter than when bored, the Composition lying looser about the Needle than if it were bored, takes fire easier, and this is most necessary in large Rockets, viz. of 3, 4, or 6 Inches Diameter; for such will hang too long time upon the Nails before they rise. Those Rockets whose Compositions are Composed of mealed Powder, Saltpetre, Coal and Sulphur, fill four Diameters, bore two and half. Those Composed of Saltpetre, Coal, and Sulphur fill four Diameters, bore three or a little more.

This will hold in Rockets of 1 Inch,  $1\frac{1}{2}$  and 2 Inches, but in larger Rockets there must be less solidity to the hollow Cone of Fire. I used for many years to drive my Rockets solid, and to bore them after, but that way did no better than these I now use and deliver; but this is most certain that any one may drive and bore 3 Rockets with those hollow Drivers which I now use, whilst one many finish the driving and boring of one Rocket with a solid Driver; when the Rocket is near filled, use a shorter Driver with a smaller hole.

## PROPOSITION VII.

*Of Stars for Rockets.*

- 1, 1, 2, 2. Sulphur.  
 2, 3, 3, 2. Antimony.  
 4, 6, 8, 6. Saltpetre.

Meal these Ingredients fine, pass them through a Sieve, mix them with Water in which some Glue, or Gum Araback, or Gum Dragon hath been dissolved, make them of the bigness of a Hazle Nut, or small Wallnut ; roul them in meal Powder, when dryed they are fit for use.

Rockets are headed with small Serpents, their Orifices washed with meal Powder and Brandy Wine, to take Fire.

Of

*Of Rain and Hail.*

**T**AKE any of those Recépts for Stars, *viz.* 1 Sulphur, 2 Antimony, and 4 Saltpetre ; if you moisten that Composition with Oil of Petre only made well into PASTE, formed into little Globes, rowled into mealed Powder ; such Stars will have Red Colour : the same Composition moistned with Linseed Oil will have a Red mixed with White : the same Composition mixed with Oil of Petre and Linseed Oil mixed together, will make an Amethyst Fire. All these will require a long time a drying, the best time is to make them in the Summer.

The same Composition mixed with Gum Araback Water, and Colophone, gives a Red Yellowish Fire. The former Composition moistned with Brandy and Oil of Petre, or Linseed Oil, mixed together, requires less drying. Powder of Glas, Powder made of Sawdust mixed with the former Composition gives different Fire ; Coal dust instead of Antimony, all which you may govern by your own Reason. Take the Old Proverb, *So many Men, so many Minds.*

(8.) To

---

 PROPOSITION VIII.
*To Head a Rocket.*

**T**URN a piece of Wood just so big as your Rocket is, with a Cone at one end thereof, paste a piece of strong Paper about the Wood, then paste another piece of Paper about the Cone, and paste both Papers together; then put your Stars into this Paper Vessel, with some Rocket Composition to break the Vessel, then put a little Paste a little within the sides of this Paper Vessel, then draw it upon your Rocket, and paste it to the Rocket, so your Work is done.

---

## PROPOSITION IX.

*Of the Sticking of Rockets.*

**T**HE Stick of a Rocket ought to be seven times the length of the Rocket or more, *viz.* a Rocket of an Inch and half, six Diameters thereof, the length of the Rocket, is nine Inches, seven times

times nine is sixty three Inches, that is five Foot three Inches. The breadth of the Stick at the Head, three quarters of an Inch or less, the thickness half an Inch or less, the small end of the Stick three eighths of an Inch and square, and to be made of light Deal; such a Stick will do very well, and may be counted Custom without Demonstration. In the Winter 1695. there were two sets of Fire works, in the first of which the Wind was Northward, and the Rockets in their rising worked into the Wind. In the second the Wind was Westward, and had the same effect as the first; the Reason was because the Stick was too heavy at the upper end, and too light at the lower; and so the Center of Gravity of the Rocket and Stick was too near the Rocket: when indeed the Center of Gravity should be in the middle, betwixt the lower end of the Stick and upper end of the Rocket; and to do which the bigger end of the Stick ought to be downward; by this means a lighter Stick would serve, and if the Wind did drive the Rocket, the Rocket would move less, and yet perpendicular to the Horizon. Nature it self has taught us the same; for all Birds, especially Birds of a swift flight, spread their Tails for their Guide. Sticks of Rockets ought to be one

to another as the length and Diameters of the respective Rockets; that is, as the Diametre  $1\frac{1}{2}$  Inch is to the thickness of its Stick, so is 4 Inches the Diameter of a 4 Inch Rocket to the thickness of its respective Stick. As the length of one Rocket is to its Stick; so is the length of any other Rocket to its Stick: and as the weight of one Rocket is to the weight of its Stick; so is the weight of any other Rocket to the weight of its respective Stick.

---

PROPOSITION X.

*To fire the Rocket.*

PLACE the Rocket perpendicular to the Horizon by four Nails, make a port-fire, about half an Inch in Diameter, with single Paper, viz. 1 Sulphur, 2 Sawdust sifted fine, or rather Logwood beaten and sifted fine, 4 of mealed Powder, and 8 of Saltpetre; or make the port-fire with Rocket Composition: fire the port-fire, move it gently towards the Orifice of the Rocket till it takes fire.

*Obfer:*

---

*Observations concerning Rockets.*

- (1.) IF a Rocket be driven not hard enough it either consumes or breaks; if just hard enough it rises well; if too hard it turns a loft, and breaks not at the just turn.
- (2.) If a Rocket be bored not deep enough it will not rise well; if just deep enough it rises well; if too deep it often breaks.
- (3.) If a Rocket be bored with too great a Borer it will not rise well; if with a fit Borer it rises well; if with too small a Borer it breaks, or rises not well.
- (4.) If the Composition be too moist it will not rise well; if too dry it rises too fast or breaks.
- (5.) If a Rocket be made, and kept in too dry or too moist a place, it will have the same effect as at the (4.)

(6.) The



(6.) The Velocity of a Rocket is caused by the boring, or in the hollow Cone; the time of its flight is in the solid part above the boring, which solid part ought to be less in a great Rocket than in a little one. From these Observations a Youth may take any Composition (in Reason) and make a good Rocket.

---

PROPOSITION XI.

*The weight of the Mallets for  
Rockets.*

THE weight of the Mallets which Rockets are driven with, ought to be as the Cube of the Respective Diameters of their bores, *viz.* If the weight of the Mallet for an Inch Rocket be twelve Ounces, the weight of the Mallet for an Inch and half Rocket ought to be two Pounds and half, and for a two Inch Rocket six Pounds, &c.

PRO-

---

PROPOSITION XII.

*How Rockets are estimated.*

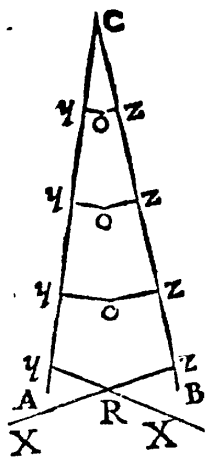
Rockets are estimated either by Measure or by Weight; if by Measure, then by the Common Standard by Inches or by Feet; if by Weight, then they are estimated by Cast Iron, that is, by the Gunners Rule, *viz.* An Inch Rocket weigheth two Ounces and a quarter: an Inch and half Rocket weigheth half a Pound: a two Inch Rocket weigheth a little above a Pound: a three Inch Rocket weigheth almost four Pounds: a four Inch Rocket weigheth nine Pounds: an eight Inch Rocket weigheth seventy two Pounds, which may be called a Rocket Royal.

C

PRO-

PROPOSITION XIII.

*Of the cause of the Rockets rising.*



LET ACB be the hollow Cone for the the Fire, A yCZB the Superficies of that Cone, all the Lines OZ at right Angles with BC, and all the Lines Oy at Right Angle with AC; now all the Angles ZOy being towards R, whether the Angles ZOy are Obtuse or Acute, but the more acuter the better: The Rays of fire ZO and yO issuing from the sides of the Cone BC and AC, and continually agitating with greater force one upon another at O, forcing the whole Cone BCA upward from the point R; (and the wider the bore is (in Reason) the Rocket will rise with the greater velocity; if the Composition and deepness of boring be futable.) By the Rays ZX,  
and

and yZ of fire, crossing each other at the Center of the Cone R, and the point R, as it were, remains fixt; and here the similitude of Guns and Rockets appears plainly, a Gun remains fixt upon the Center of Motion of the Trunnions, and projects its burden forth; but a Rocket flys from its burden, leaving it at R, as it were fixt.

C 3

PART

---

---

PART II.

---

---

TO OUR  
PYROBOLISTES.

*A duplicate Proposition.*

**H**AVING one Rocket well proved  
in all its Parts, viz. a three  
Inch Rocket. Then,

To decrease the Velocity of the Com-  
position of the aforesaid Rocket, to make  
it fit for a 4 Inch  $4\frac{1}{2}$  and 5 Inch Rocket.

And to increase the Velocity of the  
aforesaid Composition, to adapt it to a  
2 Inch  $1\frac{1}{2}$  and 1 Inch Rocket, keeping  
the same kind of Boring.

*Secondly*, From the exposed Rocket of  
3 Inches, to increase the Diameter of  
the Orifice of the Rockets of 4:  $4\frac{1}{2}$  and 5  
C 3 Inches

Inches Diameter; and to decrease the Diameter of the Orifice of the Rockets of 2:  $1\frac{1}{2}$  and 1 Inch Diameter, to adapt them to the exposed Rocket, keeping the Composition of the same Velocity.

*From Experimental and Mathematical Demonstration.*

The Resolution of this Problem will manifestly shew, the invalidity of the Doctrine of Shooting by the increase and decrease of Powder; and that weak and narrow Scantling it pinfolds in, *too mean for this lofty Engine.* It also tells the Gun-Founder how to give his Guns their due Fortification; otherwise they may become useless Instruments of War. It teacheth our *Pyrobolistes* to direct their Work so that it may rise well, and not break nor fall. It teacheth Artificers to increase and decrease the force or strength of their Materials in any possible Proportion assigned.

*This Proposition was publickly proposed three Months before the publication of this Book, but no Resolution given by any.*

PRO:

---

### PROPOSITION XIV.

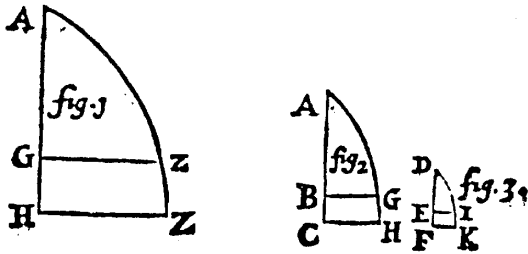
*The Complication of Rockets in Relation to their Borers.*

FROM a 2 Inch and half Rocket, we Complicate other Rockets, *viz.* a four Inch Rocket thus, we take the Cube of 4, which is 64, also we take the Cube of  $2\frac{1}{2}$ , which is 15.625, with which we divide 64, the Quotient is 4; and so many times the lesser Rocket is contained in the greater, that is as 4 is to 1. Then I look into the Tables of Ranges for the year 1691. *June 1*, and in the second Column I find the requisite of Powder 1 and 4, and against the 4 in the third Column I find the Range 3377; and in the third Column against 1 I find the Range 652, which I multiply by 4, the Ratio of the Rockets, and it is 2608: Now if this last Number had been equal to 3377, the Range with the Quadruple of Powder, it would have confirmed the shooting by the increase and decrease of

C 4

Powder;

Powder ; but as it is short, it is a visible Demonstration of the error of that Doctrine: and if the Doctrine of shooting by the increase and decrease of Powder were true, there would be no need for our Pyroballistes to give different Velocities of Compositions to different sizes of Rockets, but one Composition would have served all sizes ; which every Youth knows the Contrary.



In the Parabola AHZ let AG be 2608, and AH 3377; then GZ and HZ are the Velocities of the equal and unequal Ranges. *Toricellius 22. Prop. de motu projec. lib secund.*

Then as GZ the Velocity of the equal Range; is to one third of the Diameter of the four Inch Rocket 1.333; so is HZ the Velocity of the unequal Range,

Range, to a larger Diameter of the 4 Inch Rocket, to keep the same Composition.

Or as the equal Range 2608, is to the unequal Range 3377; so is the square of the Diameter of the Orifice of the 4 Inch Rocket, to the square of the Diameter of the Orifice of the Rocket enlarged, keeping the same Composition.

Or as the equal Range 2608, is to the unequal Range 3377; so is the Area of the Orifice of the Rocket of 4 Diameter, when taking  $\frac{1}{3}$  of the Diameter; to the Area of the Orifice of the same Rocket when enlarged, to bare the Composition that would serve a Rocket of two Inches and a half, taking  $\frac{1}{3}$  of the Diameter of the Rocket for the Diameter of its Orifice.

*Example.*

2608	The equal Range	3.416108
3377	The unequal Range	3.528531
The square of 1.333, &c. the Diam. of the equal Orifice		} .249660
Take the half		
The Diam. of the new Orifice		} .189941
1.516 one Inch and half		

Take

*Take another Example.*

August 24. 1691. I look in Column 2, and find the Requisites of Powder half an Ounce, and 2 Ounces, and against those Requisites in Column 3 I find 1482 the unequal Range, and 236 the equal Range; which I multiply by 4, and it makes 944.

944 The equal Range	2.974972
1482 The unequal Range	3.170848
The Square of 1.333, &c. the equal Orifice	.249660
	.445536
The Diameter of the new Ori- fice 1.67	.222768

Here may be seen the concurrence of Experiments made upon another account, not then thinking to apply it to the Complication of Rockets. I made 2 Rockets of 4 Inches Diameter, and a Taper bit according to this method, and bored three Diameters, and left 2 Inch Solid, and they rose well.

An example of a Rocket of 6 Inches Diameter, keeping the same Composition. Take the Cube of 6, which is 216, divide

divide that Cube by the Cube of 4, which is 64, the Quotient is 3, that is the Composition in the Rocket of 4 Inches, is to the Composition in the Rocket of 6 Inches, is as 1 to 3; then I look in the Table of Aug. 24. and find in the second Column the Requisites of Powder half an Ounce, and an Ounce and a half; and against these Requisites in Column three 800, the unequal Range, and 236 the equal Range, which I multiply by 3, and it makes 708: then as 4 is to 6, so is twelve half quarters of an Inch, the Diameter of the new Orifice of the four Inch Rocket, to eighteen half quarters of Inches; that is 2 Inches and 1 quarter: or as 4 is to 6, so is  $1\frac{1}{2}$ , that is 3 halves, to  $4\frac{1}{2}$  half Inches, that is  $2\frac{1}{4}$ . Then I had no such Ranges, that their Requisites of Powder were in Proportion as the Cube of 6 is to the Cube of  $2\frac{1}{4}$ ; therefore was I forced to help my self by Proportion, which is the same in Substance.

708 The equal Range	2.850033
800 The unequal Range	2.903089
The Square of $2\frac{1}{4}$ , or 18 half quarters	.2510544
The half of this Logarithm	2.563600
Half quarters of Inches 19.13 that is $2\frac{1}{4}$ is	.281800

A

*A second Example, April 21. 1692.*

I look in Column 2, and find the Requisites of Powder 12 Drams, and 36 Drams; and against these Requisites in the third Column I find 1176 the unequal Range, and 303 the equal Range, which I multiply by 3, and it makes 909.

909 The equal Range	2.958564
1176 The unequal Range	3.070407
The Square of 18 half quarters	2.510544
	2.622387
20.47, that is 2 Inches and 2 half, and $\frac{47}{100}$	} 1.311193

Here may be seen one Example makes the Diameter a little more than two Inches and a half, and in the other a little less, therefore we make the Taper Bores just two Inches and a half for a 6 Inch Rocket. To work from a two Inch and a half Rocket to an Inch, put the unequal Range in the first place, and the Work is done. The Composition these 4 and 6 Inch Rockets were made of, were 1 Sulphur,  $1\frac{1}{2}$  Coal, and 4 Saltpetre; but I believe 1 Sulphur, 1 Coal, and 4 Saltpetre would do better, there being no great

great danger of the Rocket breaking, by Reason of the large Diameter of the Bore, and Tapering to a point; and by the same Reason, a lesser solid Head is required, that is about 2 Inches in a 4 Inch, and  $1\frac{1}{4}$  in a 6 or 8 Inch Rocket, will suffice.

PROPOSITION XV.

*The Complication of Rockets in Relation to their Composition, with some Cautions and Limitations.*

TO decrease the Velocity of the Composition of 1,  $1\frac{1}{2}$ , and 4, which served to a  $2\frac{1}{2}$  Inch Rocket, to make it fit for a 4 Inch Rocket: remember the Ratio of the Rockets are as 1 to 4. Look in the Table of Ranges, and find the Requisites of Powder in the second Column, as 1 to 4, and against them in the third Column the Ranges, viz. 3377 and 652, then multiply the equal Range by 4, and it is 2608, (in fig. 1.) In the Parabola Z A H, let A H be equal to 3377, and A G equal to 2608; then H Z, and G Z will be the

the Velocity of the Powder, which projected those Ranges, and we increase or decrease the Velocity of the Salpêtre by the Ratio of G Z to H Z: then let A C in fig. 2, be equal to H Z in fig. 1, and A B in fig. 2, be equal to G Z in fig. 1; then draw the Ordinate C H and B G in fig. 2, and by these two Lines, *viz.* C H and B G we increase or decrease the Velocity of the Coal. Further; let D F in fig. 3, be equal to C H in fig. 2; and D E in fig. 3, be equal to B G in fig. 2: draw the Ordinates F K and E I, and by these 2 Lines we increase or decrease the Velocity of the Sulphur.

Then if we take the Logarithm of

(0)	(1)	(2)	(4)	(8)
3377	3.518531	1.759265	0.879632	0.439816
And is				
2608	3.416308	1.708154	0.854077	0.427038

that is, the Ranges under (0), their Logarithm under (1) the half of the Log. under (2), the numbers answering those Logarithms are the Lines H Z and G Z in fig. 1. The Logarithm under (4) is the fourth part of the Logarithm under (1): The Numbers answering these Logarithms, are the Lines C H, and B G in fig. 2.

fig. 2. Further, the Logarithm under (8) is the eighth part of the Logarithm under (1); the Numbers answering those Logarithms, are the Ordinates F K and E I in the Parabola F D K.

Or you may take the difference  
of the Logarithms under (1) } 102223  
*viz.*

Half	51111
Quarter	25555
Eighth	12777

By Adding or Subtracting these Log. to or from the Logarithm of the Salpêtre, Coal, and Sulphur, you have your desire, *viz.* their Velocities either increased or decreased: or thus, take the difference of the Logarithm of the two Ranges 102223, and Subtract it from the Logarithm of the Square of the Number of Drams, Ounces, or Pounds of Salpêtre, or from the Logarithm of the fourth power of the Numbers of Drams, Ounces, or Pounds of Coal. And Lastly, that difference being Subtracted from the Logarithms of the eighth power of the Number of the Drams, Ounces, or Pounds of Sulphur, there will remain three Logarithms, the first being divided by 2, the second



second by 4, and the third by 8; there will remain three Logarithms, the Numbers answering to which, will be the Number of Drams, and Tenths of the Saltpetre, Coal, and Sulphur desired.

To Weaken the Velocity of the Composition of 1, 1  $\frac{1}{2}$ , and 4.

3377 The unequal Range 3.518531  
 2608 The equal Range 3.416308  
 The Square of 64 Drams of Saltpetre } 3.612360  
 Take the half 3.510137  
 Drams 56.9 nine Tenths of Saltpetre } 1.755068

The fourth power of twenty four Drams of Coal } 5.520844  
 The difference of the Logarithm of unequal, and equal Ranges Subtract } .102223  
 Is the Logarithm of the fourth power, which being divided by fourth } 5.418621  
 22 Drams  $\frac{1}{10}$  of Coal 1.354655

The

The eighth power of sixteen Drams of Sulphur } 9.632960  
 The difference of the Logarithm Subtract } .102223  
 Is the Logarithm of the eighth power which being divided by 8 } 9.530737  
 15 Drams  $\frac{1}{10}$  of Sulphur 1.191342

The Composition will be Sulphur 15  $\frac{1}{2}$ , Coal 22  $\frac{1}{2}$ , and Saltpetre 57; but if you quicken the Velocity, the equal Range will be in the first place of the Proportion.

D PRO

PROPOSITION XVI.

*Tables of Ranges made with Mortar-pieces.*

**J**une 1. 1691. On *Wimbleton-Heath* at 15 deg. of Elevation, with a four Inch Mortar-piece, and a turned Iron Ball.

1	2	3
Experiments.	Powder.	Chain.
1	$\frac{1}{2}$	213
2	1	652
3	2	1640
4	4	3377

*August.*

*August 24. 1691: At 15 deg. of Elevation, with a  $3\frac{1}{2}$  Inches Mortar-piece, and a turn'd Iron Ball.*

1	2	3	4	5
	The Chamber of this Mortar-piece a Frustum of a Cone.		The Chamber of this Mortar piece a Frustum of a Sphere.	
	Powder Chain.		Powder Chain.	
1	$\frac{1}{2}$	236	$\frac{1}{2}$	144
2	1	496	1	304
3	$1\frac{1}{2}$	800	$1\frac{1}{2}$	1258
4	2	1482	2	3394

D 2

*April*

April 21. 1602. At 15 deg. of Elevati-  
on, with a 3 1/2 Inch Mortar-piece, and  
a turn'd Iron Ball.

1	2	3
Experiment.	Powder.	Chain.
1	12	303
2	24	746
3	36	1176
4	48	1820
5	60	2698

Thus have I given plain and easie  
Rules to the Young Pyroballistes for the  
making of small Rockets; and also for  
the making of great Rockets, to them of  
a greater Knowledge and Purse, even  
such as was reputed impossible; for a 4  
Inch Rocket was given in by our ablest  
Pyroballistes to be out of size, and there-  
fore impossible to rise. Now, if that 4  
Inch Rocket was thought so, what will  
they say to them of 6, 8, 10 or 12 Inches  
Diameter; for certainly this Rule takes in  
all sizes to 500 or 1000 weight, or higher.

Necessa-

Necessary Tables for Rockets.

Inches and half Inches.	Pounds of Rockets.		Ounces of Compos. for Rockets.	Pounds of the Mall.		
	1	2		3	4	5
1			02	001		12
1 1/2			08	004	0002	08
2	001		02	010	0006	03
2 1/2	002		04	018	0011	11
3	003		12	032	0020	04
3 1/2	006		00	051	0032	04
4	009		00	076	0048	00
4 1/2	012		13	108	0068	08
5	017		09	148	0093	12
5 1/2	023		06	197	0126	12
6	030		06	256	0162	00
6 1/2	038		10	326	0206	06
7	048		04	407	0251	00
7 1/2	059		05	500	0316	06
8	072		00	607	0384	00
8 1/2	086		06	728	0460	09
9	102		08	864	0546	12
9 1/2	120		09	1016	0643	00
10	140		10	1285	0748	04
10 1/2	162		13	1372	0868	03
11	187		02	1578	0998	04
11 1/2	213		14	1805	1 40	10
12	243		00	2048	1296	00

*The Use of these Necessary Tables.*

**I**N the first Column you have the Inches and half Inches, to 12 Inches. In the second and third Columns you have the weight of Pounds and Ounces of the Rockets, when six Diameters in length. In the fourth Column you have the Ounces of Composition to fill those Rockets 4 Diameters. In the fifth and sixth Columns you have the weight of the Mallets to drive those Rockets in Pounds and Ounces.

An Example in the whole, for a three Inch Rocket. I find 3 in the first Column under Inches and half Inches; in the second and third Column, under Pounds and Ounces of Rockets, I find three Pounds and 12 Ounces the weight of the Rocket when finished, being 6 Diameters. In the fourth Column I find 32 Ounces of Composition to fill 4 Diameters. In the fifth and sixth Columns I find 20 Pounds 4 Ounces for the Mallet to drive that Rocket.

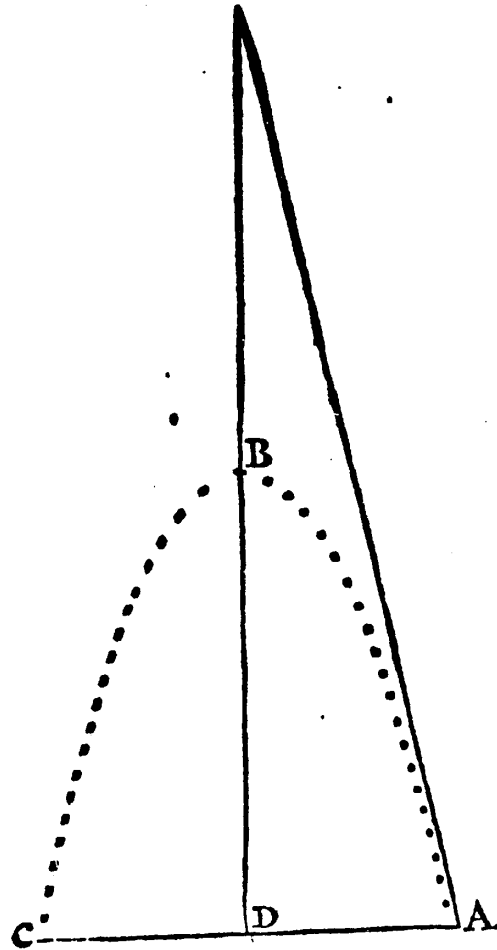
When Rockets are of a great weight, the Mallet will be too heavy to manage, therefore do thus. The Mallet of a three Inch Rocket, viz, 20 Pounds weight is  
of

of a good size; and we will make an Example of a 3 Inch and  $7\frac{1}{2}$  Rockets, and we will take it as useful that all Rockets to 3 Inches Diameter, may be filled with eight Charges, but further not, then against  $7\frac{1}{2}$  in the first Column. In Column 4 I find 500 Ounces of Composition for that Rocket, which I divide by 8, and the Quotient will be 62.5. In the Parabola AHZ, let AH be the Number of Ounces 5062.5 in the Mallet for the  $7\frac{1}{2}$  Rocket, and AG the Number of Ounces 324 in the Mallet for a 3 Inch Rocket; then the Ordinates HZ and GZ will be the Forces of those Mallets; then as HZ is to GZ, so is 62.5 to 15.811, that is 15 Ounces and  $\frac{1811}{1000}$  shall be your Charge of Composition. Further, divide 62.5 by 15.811, the Quotient will be 3.9529 the Number of Charges in the eight part of the Composition; then multiply 3.9529 by 8, there will be 31.623. Charges in that Rocket. Lastly, give about eighteen blows to every Charge, with that Mallet for the 3 Inch Rocket, so your Work will be done, by two Men, in two hours.

324	2.510545
62.5 Squared	3.591760
5062.5 Sub.	6.102305
	3.704364
15.811 is Sub.	2.397941
62.5 is from	1.198970
3.9529 Rest	1.795880
8. Log.	0.596910
31.623 Sum of 2 Logarithm	0.903090
15.811 Add	1.500000
500. the Sum of Logarithm	1.198970
	2.698970

June 26. 1696. Then was fired a 4 and 6 Inch Rocket, Mr. Ayres Junior fired them both off a hand, Mr. Dandridge, Mr. Rodway, my self, and several other being present: the 6 Inch Rocket had 3 Inches solid Head, that is about the double of what it ought to have had, the Reason of that was to hold Fire; it moved off the Nails at about 78 deg. of Elevation, and the Horizontal Range was just 15 Chains, that is 330 Yards, by which we may find the Altitude of that Parabola it moved in, and the greatest Range, and Consequently the greatest Perpendicular Altitude it could have reached.

In



In the Parabola ABC, Let AC be equal to 330 Yards, AD equal to 165 the Angle DAE 78 degrees, then in the right Angled Triangle EDA.

Radius

Radius	90	10.000000
Tangent	78	10.672525
A D	165	2.217484
D E	776.22	2.889989
D B	388.11	
As the Sine of the double of the Elevation	} 407	2.609594
Is to Radius	1000	3.000000
So is the Horizontal distance at 78 deg.	} 330	2.518514
To the greatest Range in the Parabola	} 810.8	2.908920
Half of the greatest Range is the Perpend. height desired	} 405.4	

So then the greatest height of that 6 Inches Rocket in its flight was three hundred eighty and eight Yards, had it been put Perpendicular, its height would have been four hundred and five Yards.

The flight of Rockets does sufficiently well agree with that of the Parabola at each end of the Quadrant; but towards 45 degrees it differs more.

A Rocket of an Inch and half Diameter, filled 5 Diameters, and bored two and a half, and a little more, with this Composition, viz. 8 Powder-dust, 6 Saltpetre, 2 1/2 Coal, and 1 Sulphur, and layed to 30 degrees of Elevation; Ranged the Rocket 880 Yards, that is half a Mile.

To

To make Rockets to Swim upon the Water, Dive into the Water, and keep above the Water.

An Example of an Inch Rocket.

Make the Case 12 Diameters, which will be in this Example 12 Inches, fill it with two Compositions, viz. a Weaker and a Stronger; fill 2 Inches with the Weaker Composition, then 1 1/2 with the Strong, then 2 with the Weak, 1 1/2 with the Strong. Lastly, 2 Inches with the Weak, then there will remain 3 Inches for Corn Powder, for the Report.

The Weak Composition to Swim above Water; take 3 of meal Powder, 1 of Coal.

The Strong Composition to Dive under the Water, and leap above the Water; take 8 of mealed Powder, 1 of Saltpetre, and 1 of Coal.

To

*To divide the Driver.*

**F**rom the lower end of your Driver set off 3 Inches, then 2 Inches, then 1  $\frac{1}{2}$ , then 2 Inches, then 1  $\frac{1}{2}$ . Lastly, 2 Inches; make the Rockets of a just length, and so you may see the Divisions of the Driver appear above the Case as you fill.

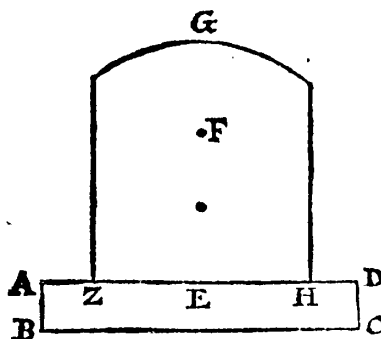
*The Use.*

**F**ire the Rocket in your Hand with your Port-fire, through it into a deep Water, (otherwise it will stick in the Mud) it will Swim a little while; but when the Strong Composition takes fire it will Dive, and when the Strong Composition is spent it will jump up, &c. The Weak Composition being the last, the Rocket for some time will Swim upon the Water, and then give a Report. This Rocket is all Solid.

*To make a Rocket Charger.*

**L**ET the length of the Charger EG, be one Diameter and half, the breadth of the Charger HZ, one Diameter and one third, the length of the Neck

Neck of the Charger that slippeth upon the Handle BC, two Diameters; the breadth of that Ferril AB, one third of the Diameter of the Rocket: betwixt eight or nine of these Charges will fill a Rocket 4 Diameters.



You may cut the Charger ABCD HGZA in Paper, then it may be made in Copper, Close A to D, and B to C, Solder both ends together; bring H G Z into more than half a round, and AB and CD in a round, put it then upon a Handle, then it is fit for use.

*To make good Coal for Rockets.*

**T**ake pieces of a light dry Deal Board about 12 Inches in length, and about the thickness of 2 Fingers or less; put them into an Oven, put fire to the Wood; when they are burned enough take them out, and put them into an Iron, Bras, or Eathern Pot, close it well with a Cover, that it takes no Air, the Fire being extinguished, beat it and pass it through a fine Sieve, then it is fit for use. If the Wood be not well burnt, put it into the Oven again, and so repeat your Work: such Coal will make a Rocket fly very lively, if not with too much Life.

*Compositions for Reports.*

	A	B	C	D
ii Salpêtre	9.	4.	3.	2.
Salt of Tartar	3.	3.	2.	1.
Sulphur	1.	2.	1.	1.

Take Sulphur 1, Tartar 3, and Salpêtre 9, grind these well together, and dry them. A few Grains of this Powder being fired, will give as great a Clap as a Musket when it is discharged. *Dr. French, pag. 171.* Take any of these Ingredients under

under A B C or D, mix them well together, put a little quantity of that mixture into a Fire-Pan, set it upon the Fire, and in a little time it will give a great Report.

*A further use of the Tables.*

**W**hat is done in the 14 and 15 Propositions, by taking the Cubes of the Diameter of the Bores of the Rockets, may be done by the Tables in 2 and 3, or Tab 4. Thus, look in the first Column for the Diameters of the Rockets, *viz.* 2; and 4, and against them, in Column 2 and 3, I find 2 Pounds and 4 Ounces, and 9 Pounds, divide the greater Number by the lesser, the Quotient will be 4, near enough, so the Ratio of these two Rockets are as 4 to 1, and this is by the weight of the Rockets.

In the other Example I find 4 and 6 in the first Column, and against them in Column 4, I find 76 and 256 Ounces of Composition for these two Rockets; then divide the greater by the lesser, the Quotient will be 3 and more, which is the same thing as if you made use of the Cubes of their Diameters; for indeed these Tables are made by the Cubes of the respective Diameters.

A



*A Conclusion.*

**I**F any one presumes to say they have Resolved the 14. Proposition before the Publication of this, they might have been so kind as to put it into Practice for the Defence of the Nation. If any say they can do it, I desire them so to do, *That I may see my desires accomplished, viz. Great Guns and their Carriages truly fortified and neatly made, which would be great satisfaction*; however this may shew to the next Age what has been offered to this.

July 25.  
1696.



**F I N I S.**